

December 22, 2016

SENT VIA EMAIL

Town Commission
Town of Indian River Shores
C/o Robbie Stabe, Town Manager
6001 Hwy A1A
Indian River Shores, FL 32963

**RE: INDIAN RIVER SHORES PUBLIC SAFETY
ANNUAL REPORT OF INVESTMENT ACTIVITY**

Dear Commissioner:

In accordance with Section 112.661(15), Florida Statutes, please find enclosed the annual report of investment activity of the Town of Indian River Shores Public Safety Officers' and Firefighters' Defined Benefit Plan. This report includes investments in the portfolio as of September 30, 2016, listed by class or type, book value, income earned and market value as of the stated date. This report must also be made available to the public.

Thank you,



Ferrell B. Jenne
Plan Administrator



ACCOUNT STATEMENT-515

Statement Period
Account Number

10/01/2015 through 09/30/2016
M03970
SALEM TRUST COMPANY
AS CUSTODIAN FOR THE
INDIAN RIVER SHORES FIREFIGHTERS
AND POLICE OFFICERS PENSION PLAN
STATEMENTS

Index Of Related Accounts

THIS REPORT CONSOLIDATES THE ACTIVITY OF
THE FOLLOWING ACCOUNTS:

ACCOUNT	NAME
3040000138	SALEM TRUST COMPANY AS CUSTODIAN FOR THE INDIAN RIVER SHORES FIREFIGHTERS AND POLICE OFFICERS PENSION PLAN MANNING & NAPIER FIXED INCOME INDIAN RIVER SHORES F&P / M&N FI
3040000218	SALEM TRUST COMPANY AS CUSTODIAN FOR THE INDIAN RIVER SHORES FIREFIGHTERS AND POLICE OFFICERS PENSION PLAN MANNING & NAPIER - MY INDIAN RIVER SHORES F&P / M&N MY

Statement Period
Account Number

10/01/2015 through 09/30/2016
M03970
SALEM TRUST COMPANY
AS CUSTODIAN FOR THE
INDIAN RIVER SHORES FIREFIGHTERS
AND POLICE OFFICERS PENSION PLAN
STATEMENTS

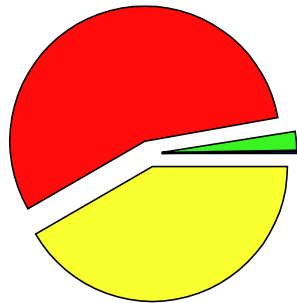
Balance Sheet





	AS OF 10/01/2015		AS OF 09/30/2016	
	COST VALUE	MARKET VALUE	COST VALUE	MARKET VALUE
A S S E T S				
CASH	0.00	0.00	0.00	0.00
ACCRUED INCOME	42,313.09	42,313.09	41,293.68	41,293.68
TOTAL CASH & RECEIVABLES	42,313.09	42,313.09	41,293.68	41,293.68
CASH AND EQUIVALENTS				
SHORT TERM INVESTMENTS	273,226.63	273,226.63	252,983.49	252,983.49
TOTAL CASH AND EQUIVALENTS	273,226.63	273,226.63	252,983.49	252,983.49
FIXED INCOME				
U S GOVERNMENT OBLIGATIONS	996,089.54	976,448.53	2,206,836.27	2,226,478.35
MORTGAGE/ASSET BACKED SEC	830,415.24	847,055.47	1,009,591.63	1,031,761.31
COLLATERALIZED MTGE OBLIG	507,395.01	505,081.85	0.00	0.00
CORPORATE BONDS	2,593,758.45	2,549,610.85	2,251,378.70	2,284,235.25
TOTAL FIXED INCOME	4,927,658.24	4,878,196.70	5,467,806.60	5,542,474.91
EQUITIES				
COMMON STOCK	6,259,869.31	6,205,461.84	6,646,440.97	7,551,160.67
FOREIGN STOCK	349,844.44	320,489.95	338,258.31	326,108.85
TOTAL EQUITIES	6,609,713.75	6,525,951.79	6,984,699.28	7,877,269.52
TOTAL HOLDINGS	11,810,598.62	11,677,375.12	12,705,489.37	13,672,727.92
TOTAL ASSETS	11,852,911.71	11,719,688.21	12,746,783.05	13,714,021.60
L I A B I L I T I E S				
TOTAL LIABILITIES	0.00	0.00	0.00	0.00
TOTAL NET ASSET VALUE	11,852,911.71	11,719,688.21	12,746,783.05	13,714,021.60

Statement Period
Account Number

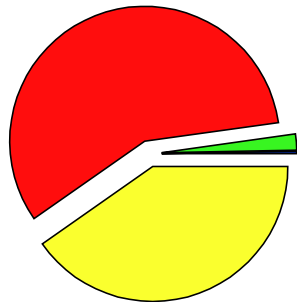
10/01/2015 through 09/30/2016
M03970
SALEM TRUST COMPANY
AS CUSTODIAN FOR THE
INDIAN RIVER SHORES FIREFIGHTERS
AND POLICE OFFICERS PENSION PLAN
STATEMENTS





Beginning Market Allocation



0.4%		CASH & RECEIVABLES	42,313.09
2.3%		CASH AND EQUIVALENTS	273,226.63
55.7%		EQUITIES	6,525,951.79
41.6%		FIXED INCOME	4,878,196.70
100.0%		Total	11,719,688.21

Ending Market Allocation

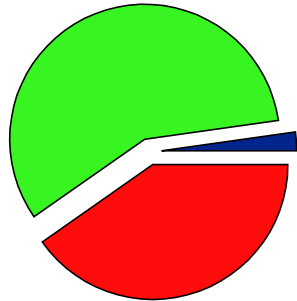


0.3%		CASH & RECEIVABLES	41,293.68
1.8%		CASH AND EQUIVALENTS	252,983.49
57.5%		EQUITIES	7,877,269.52
40.4%		FIXED INCOME	5,542,474.91
100.0%		Total	13,714,021.60

Statement Period
Account Number

10/01/2015 through 09/30/2016
M03970
SALEM TRUST COMPANY
AS CUSTODIAN FOR THE
INDIAN RIVER SHORES FIREFIGHTERS
AND POLICE OFFICERS PENSION PLAN
STATEMENTS

Summary Of Investments
Investment Allocation



2.1%	■	CASH AND EQUIVALENTS	294,277.17
57.5%	■	EQUITIES	7,877,269.52
40.4%	■	FIXED INCOME	5,542,474.91
100.0%		Total	13,714,021.60

Investment Summary

	Cost	Market Value	% of Acct	Estim Ann Inc	Income Yield
CASH AND EQUIVALENTS					
CASH	41,293.68	41,293.68	0.30	0	0.00
SHORT TERM INVESTMENTS	252,983.49	252,983.49	1.84	126	0.05
TOTAL CASH AND EQUIVALENTS	294,277.17	294,277.17	2.15	126	0.04
FIXED INCOME					
U S GOVERNMENT OBLIGATIONS	2,206,836.27	2,226,478.35	16.24	35,885	1.61
MORTGAGE/ASSET BACKED SEC	1,009,591.63	1,031,761.31	7.52	45,097	4.37
CORPORATE BONDS	2,251,378.70	2,284,235.25	16.66	94,506	4.14

Statement Period
Account Number

10/01/2015 through 09/30/2016
M03970
SALEM TRUST COMPANY
AS CUSTODIAN FOR THE
INDIAN RIVER SHORES FIREFIGHTERS
AND POLICE OFFICERS PENSION PLAN
STATEMENTS

Summary Of Investments

Investment Summary

	Cost	Market Value	% of Acct	Estim Ann Inc	Income Yield
TOTAL FIXED INCOME	5,467,806.60	5,542,474.91	40.41	175,488	3.17
EQUITIES					
COMMON STOCK	6,646,440.97	7,551,160.67	55.06	210,613	2.79
FOREIGN STOCK	338,258.31	326,108.85	2.38	10,146	3.11
TOTAL EQUITIES	6,984,699.28	7,877,269.52	57.44	220,759	2.80
Total Net Asset Value	12,746,783.05	13,714,021.60	100.00	396,373	2.89